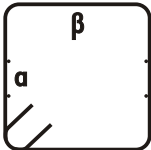
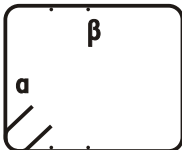
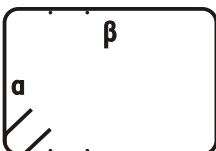
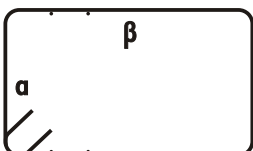


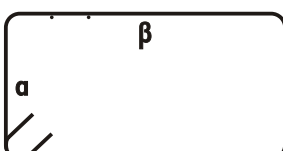
SIDEFOR TYPE

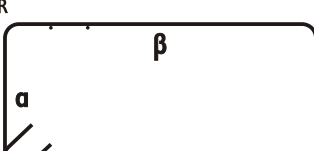
SQUARE		USE FOR: Columns
--------	-----------------------------------------------------------------------------------	---------------------

RECTANGULAR		USE FOR: Columns & Shear Walls
-------------	-----------------------------------------------------------------------------------	-----------------------------------

RECTANGULAR		USE FOR: Columns & Shear Walls
-------------	-----------------------------------------------------------------------------------	-----------------------------------

RECTANGULAR		USE FOR: Columns & Shear Walls
-------------	-----------------------------------------------------------------------------------	-----------------------------------

RECTANGULAR		USE FOR: Columns & Shear Walls
-------------	------------------------------------------------------------------------------------	-----------------------------------

RECTANGULAR		USE FOR: Columns & Shear Walls
-------------	-------------------------------------------------------------------------------------	-----------------------------------

TECHNICAL CHARACTERISTICS *

DIMENSIONS (cm)		TYPE S500s SD	NUMBER per BUNDLE	WEIGHT per SHEET		WEIGHT per BUNDLE	
				10 cm	15 cm	10 cm	15 cm
a	β	Ø	Kg	Kg	Kg	Kg	
22	22	8	50	12.77	8.89	640.75	447.20
DIMENSIONS (cm)		TYPE S500s SD	NUMBER per BUNDLE	WEIGHT per SHEET		WEIGHT per BUNDLE	
10 cm	15 cm			10 cm	15 cm		
a	β	Ø	Kg	Kg	Kg	Kg	
22	27	8	50	13.93	9.67	698.82	485.91
DIMENSIONS (cm)		TYPE S500s SD	NUMBER per BUNDLE	WEIGHT per SHEET		WEIGHT per BUNDLE	
10 cm	15 cm			10 cm	15 cm		
a	β	Ø	Kg	Kg	Kg	Kg	
22	32	8	40	15.09	10.44	606.00	420.20
DIMENSIONS (cm)		TYPE S500s SD	NUMBER per BUNDLE	WEIGHT per SHEET		WEIGHT per BUNDLE	
10 cm	15 cm			10 cm	15 cm		
a	β	Ø	Kg	Kg	Kg	Kg	
22	37	8	40	16.37	11.29	657.10	454.26
DIMENSIONS (cm)		TYPE S500s SD	NUMBER per BUNDLE	WEIGHT per SHEET		WEIGHT per BUNDLE	
10 cm	15 cm			10 cm	15 cm		
a	β	Ø	Kg	Kg	Kg	Kg	
22	42	8	30	17.41	11.99	524.81	462.22
DIMENSIONS (cm)		TYPE S500s SD	NUMBER per BUNDLE	WEIGHT per SHEET		WEIGHT per BUNDLE	
10 cm	15 cm			10 cm	15 cm		
a	β	Ø	Kg	Kg	Kg	Kg	
22	47	8	30	18.57	12.77	559.65	385.45

* The height of all prefabricated steel cages is 3 meters.

** Dimensions A and B concern prefabricated steel cages in centimeters

Special Columns and Shear Walls

Further complicated types of columns (vertical - shape1 and angular - shape2) can be manufactured from various SIDEFOR types combinations.

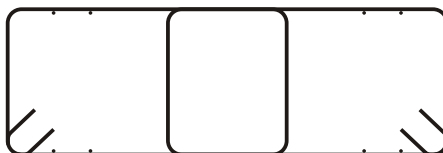


figure 1

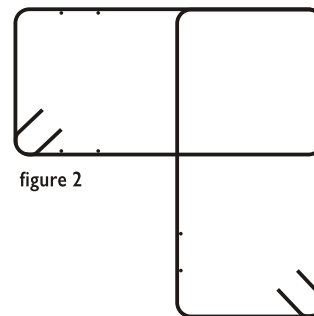


figure 2